

Energy ICM™ Zoning Specifications



ecoConcierge

The Energy ICM™ connects to Honeywell's EnviraZone™ System and allows home and business owners to control the thermostats and implement energy-saving strategies. Users can do this from any computer or mobile device inside the home or business, or from any Internet connection around the world.

The Energy ICM™ conserves energy by making home and business owners aware of their energy usage, and by providing tips to manage consumption in their homes and businesses.

BENEFITS





- Home and business owners can reduce energy use up to 30%
- Simple point-and-click thermostat programming

FEATURES

- Operates with thermostats from industry leader Honeywell
- Instant alerts regarding system malfunctions and abnormal temperatures
- Works alone or in conjunction with In2 Connected Home or Connected Business products

DISTRIBUTION

- Watsco, the largest distributor of HVAC systems in the U.S.
- Honeywell ADI, the largest distributor of security systems worldwide

 ENERGY CONSUMPTION			
ecoConcierge	DAY	WEEK	MONTH
YOUR HOME	\$ 6 ⁵⁵	\$ 42	\$ 147
CARBON FOOTPRINT REDUCTION	 40 lbs.	 297 lbs.	 875 lbs.
AVERAGE HOME IN COMMUNITY	\$ 7 ²⁰	\$ 47	\$ 159
AVERAGE AUSTIN HOME	\$ 9 ⁰⁰	\$ 60	\$ 200



Energy ICM™ Zoning Specifications

INSTALLATION PROCESS

1. Install the EnviraZone™ Panel and the VisionPRO IAQ or FocusPRO®.
2. Run three (3) conductor thermostat cable from the EnviraZone™ Panel to the ICM.
3. Install Energy ICM. Terminate thermostat wire to Energy ICM.
4. Plug network cable into ICM and router.
5. Go to www.myecoconciierge.com and set-up your location.

SUPPORTED PRODUCTS

- Honeywell EnviraZone™ Panel
Part Number W8835A1004
- VisionPRO® IAQ Honeywell
Part Number TH9241C1004
- FocusPRO® Honeywell
Part Number TH5320C1002

SPECIFICATIONS

- 10/100 Ethernet
- Three wire thermostat interface
- 24 volt power supplied by EnviraZone™ Panel
- PC, Mac & PDA compatible

